



# Business Aviation in Europe's Major Cities and the Case of Berlin

Dipl.-Verk.wirtsch. Felicitas Sender

GARS Workshop in St. Gallen, Switzerland  
„The Future Role of Business Jets in Air Transport“  
St. Gallen, 22nd August 2008

**STRATA**

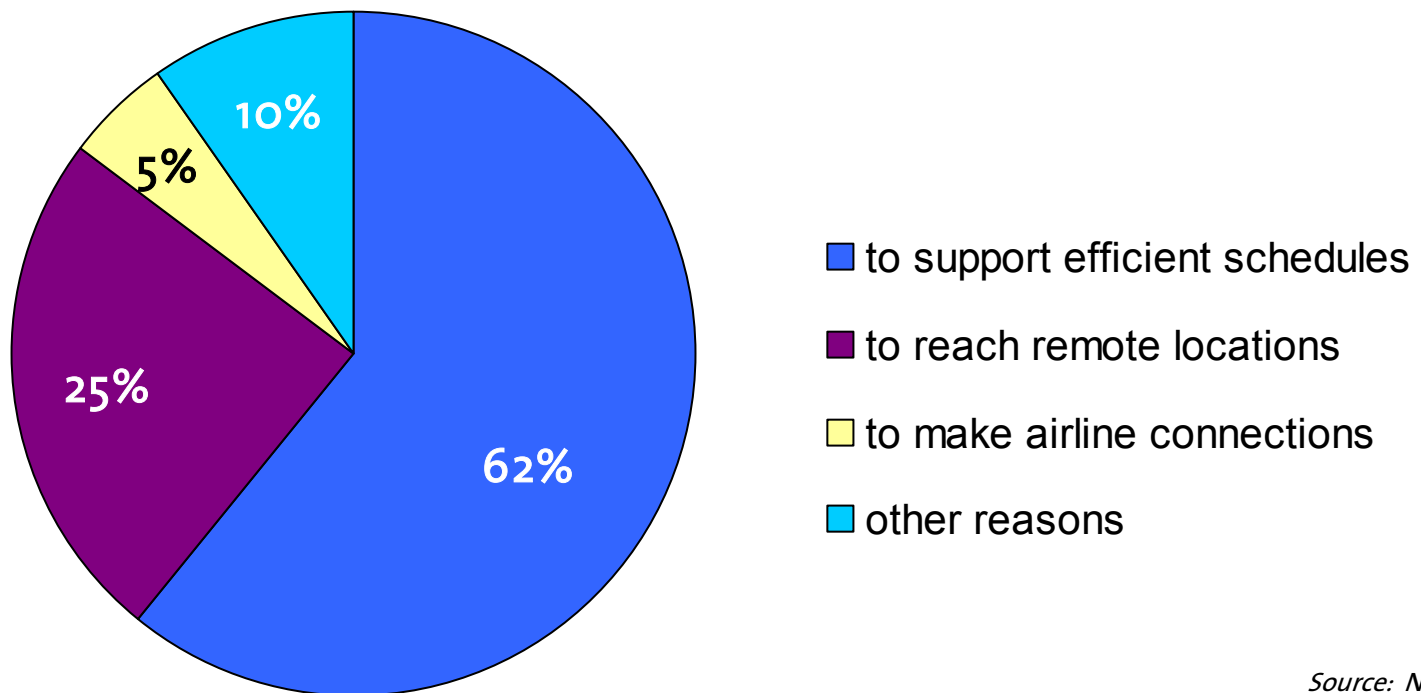
Gesellschaft für Daten- und Informationsmanagement mbH

# The central thread

- ▷ The Business Aviation Market
- ▷ Demand on Business Aviation in Europe
- ▷ Business Aviation in Europe's Major Cities
- ▷ The Case of Berlin
- ▷ Conclusion

# The Business Aviation Market

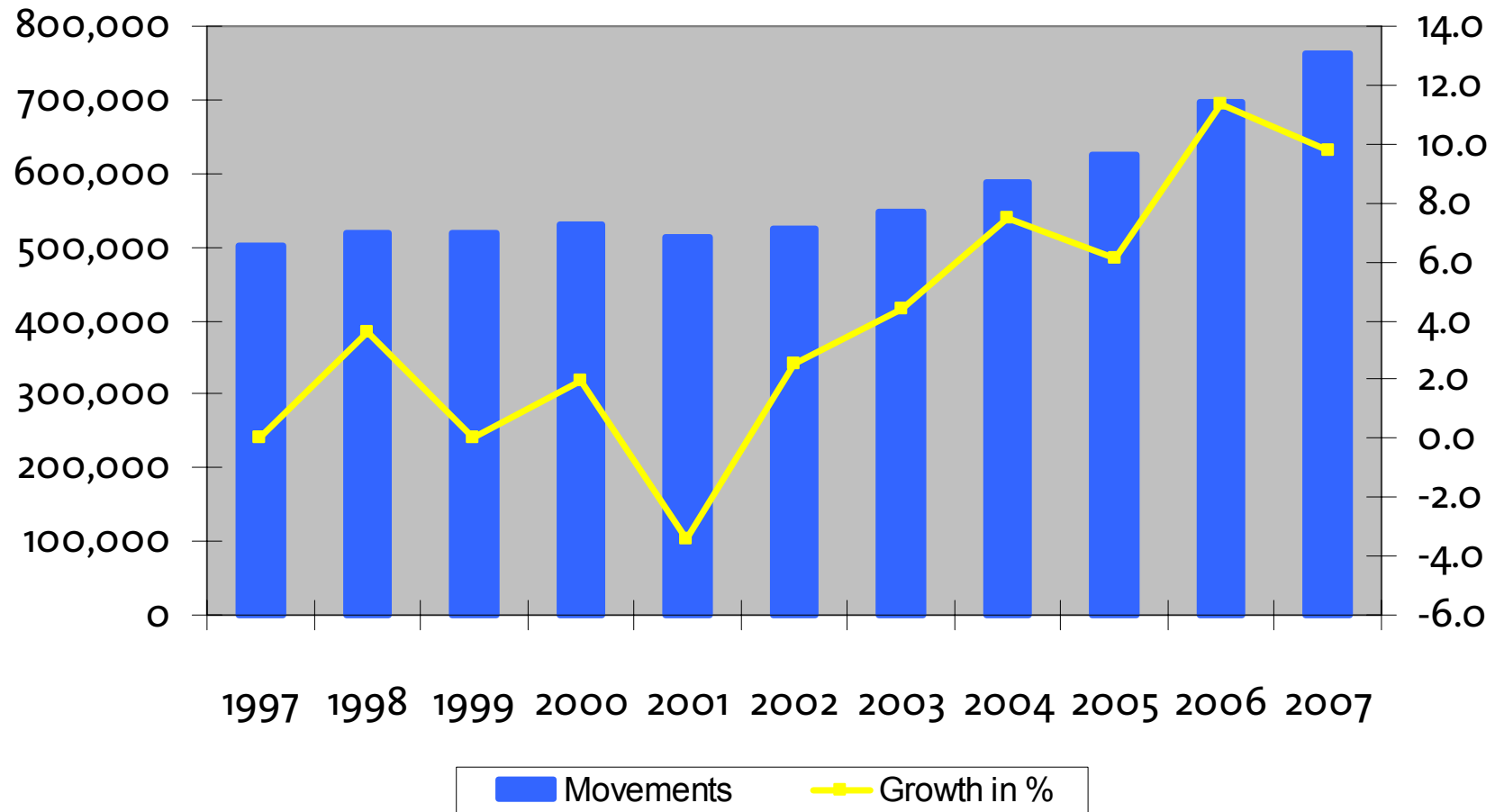
- ▷ Benefits and characteristics
  - ▷ Flexibility regarding time, operated links, and privacy
  - ▷ Complement to scheduled flights



Source: NBAA

# Demand on Business Aviation in Europe

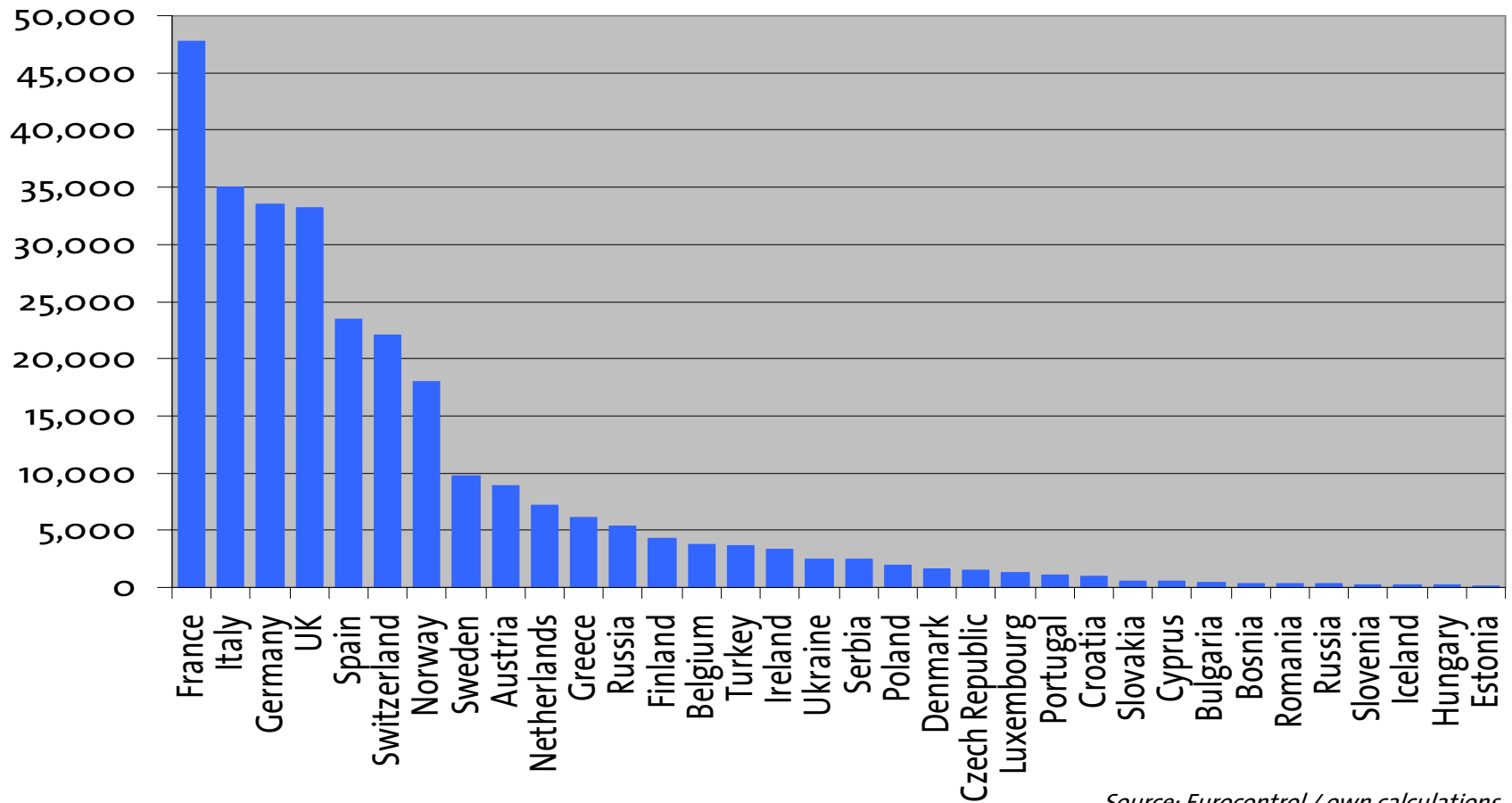
## ▷ Development of Business Aviation



Source: Eurocontrol / own calculations

# Demand on Business Aviation in Europe

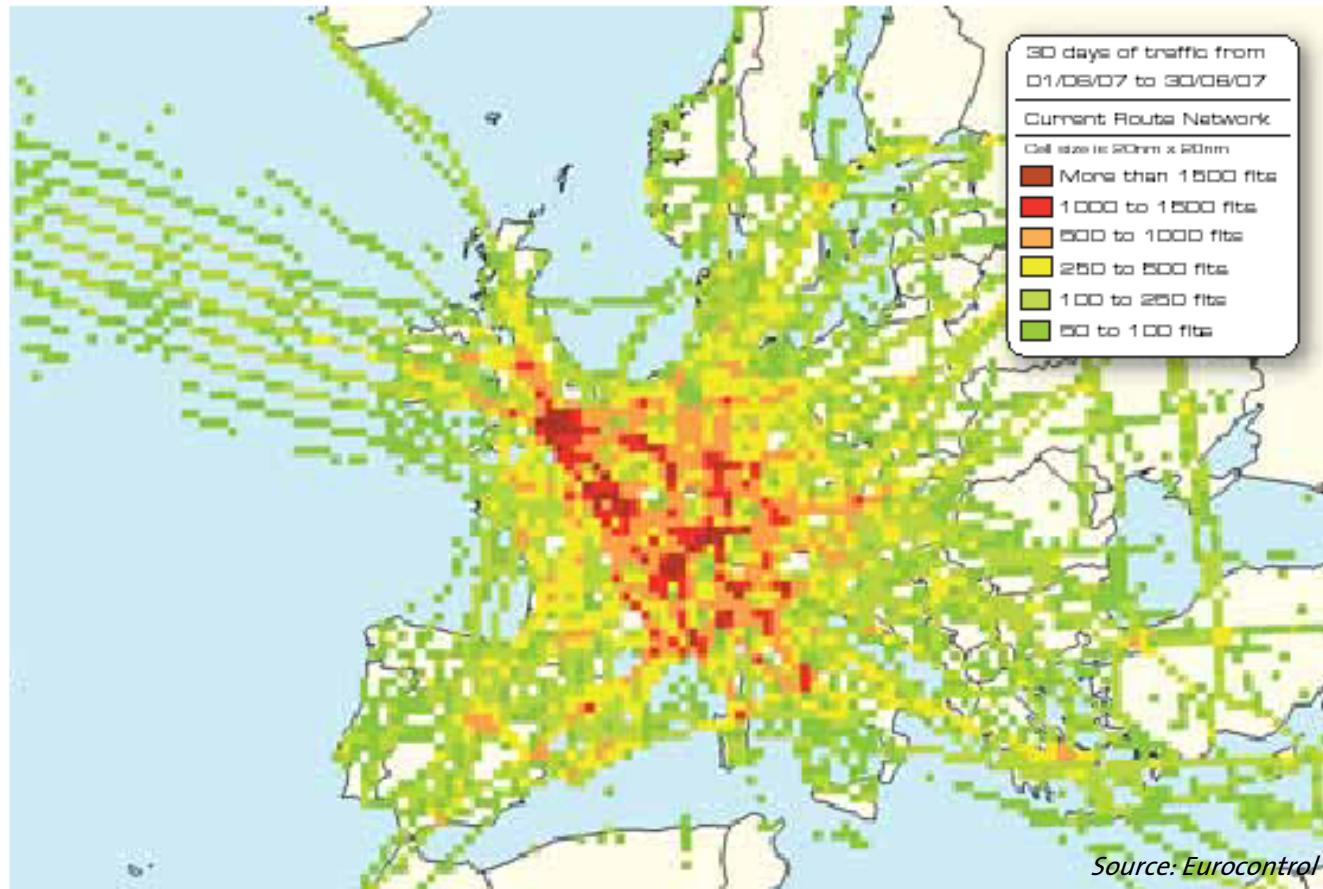
## ▷ Ranking Business movements per country in 2006



Source: Eurocontrol / own calculations

# Demand on Business Aviation in Europe

- ▶ Business traffic density in the European airspace



# Business Aviation in Europe's Major Cities

## ▷ Ten busiest European Airports

International Airports				
Rank	Airport	Deps/Day Total	Deps/Day Business	Share Business
1	Paris Charles de Gaulle (CDG)	757	1	0.1%
2	Frankfurt Main (FRA)	674	11	1.6%
3	Madrid Barajas (MAD)	662	2	0.3%
4	London-Heathrow (LHR)	659	3	0.5%
5	Shipol Amsterdam (AMS)	615	15	2.4%
6	Munich Airport (MUC)	587	23	3.9%
7	Barcelona (BCN)	483	17	3.5%
8	Rome Fiumicino (FCO)	459	1	0.1%
9	Vienna Airport (VIE)	380	26	6.9%
10	Milano Malpensa (MXP)	367	5	1.4%

# Business Aviation in Europe's Major Cities

- ▶ International Airports and the counterpart airport for business aviation

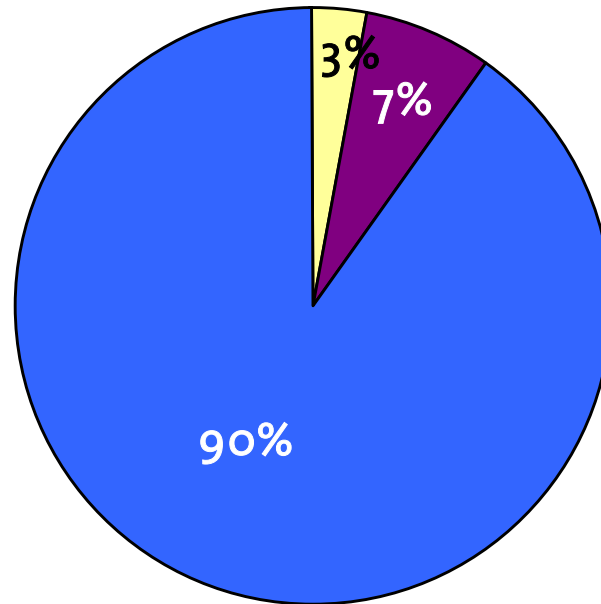
International Airports					Business Aviation Airports				
Rank	Airport	Deps/Day Total	Deps/Day Business	Share Business	Rank	Airport	Deps/Day Business	Share Business	
1	Paris Charles de Gaulle (CDG)	757	1	0.1%	1	Le Bourget, Paris (LBG)	109	88%	
2	Frankfurt Main (FRA)	674	11	1.6%	29	Frankfurt Main (FRA)	11	1.6%	
3	Madrid Barajas (MAD)	662	2	0.3%	9	Madrid Torrejon (TOR)	29	72%	
4	London-Heathrow (LHR)	659	3	0.5%	5	Luton Airport (LTN)	47	20%	
					8	Farnborough Airport (FAB)	30	90%	
					14	London City Airport (LCY)	21	22%	
5	Shipol Amsterdam (AMS)	615	15	2.4%	23	Shipol Amsterdam (AMS)	15	2.4%	
6	Munich Airport (MUC)	587	23	3.9%	12	Munich Airport (MUC)	23	3.9%	
7	Barcelona (BCN)	483	17	3.5%	16	Barcelona (BCN)	17	3.5%	
8	Rome Fiumicino (FCO)	459	1	0.1%	4	Rome - Ciampino Airport (CIA)	55	60%	
9	Vienna Airport (VIE)	380	26	6.9%	10	Vienna Airport (VIE)	26	6.9%	
10	Milano Malpensa (MXP)	367	5	1.4%	3	Milan - Linate Airport (LIN)	58	62%	

Source: Eurocontrol 2007 / statistics of the airports / own calculations

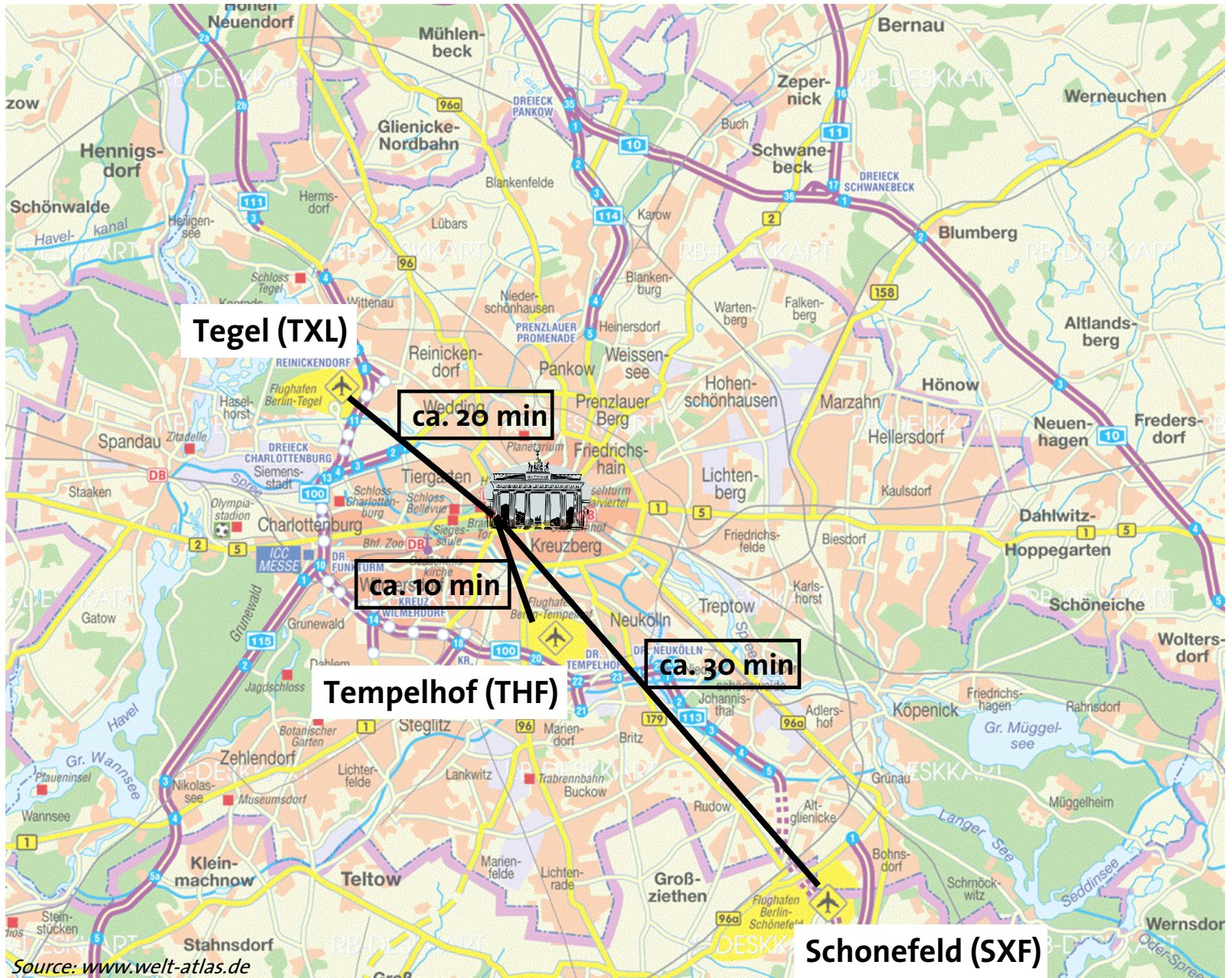


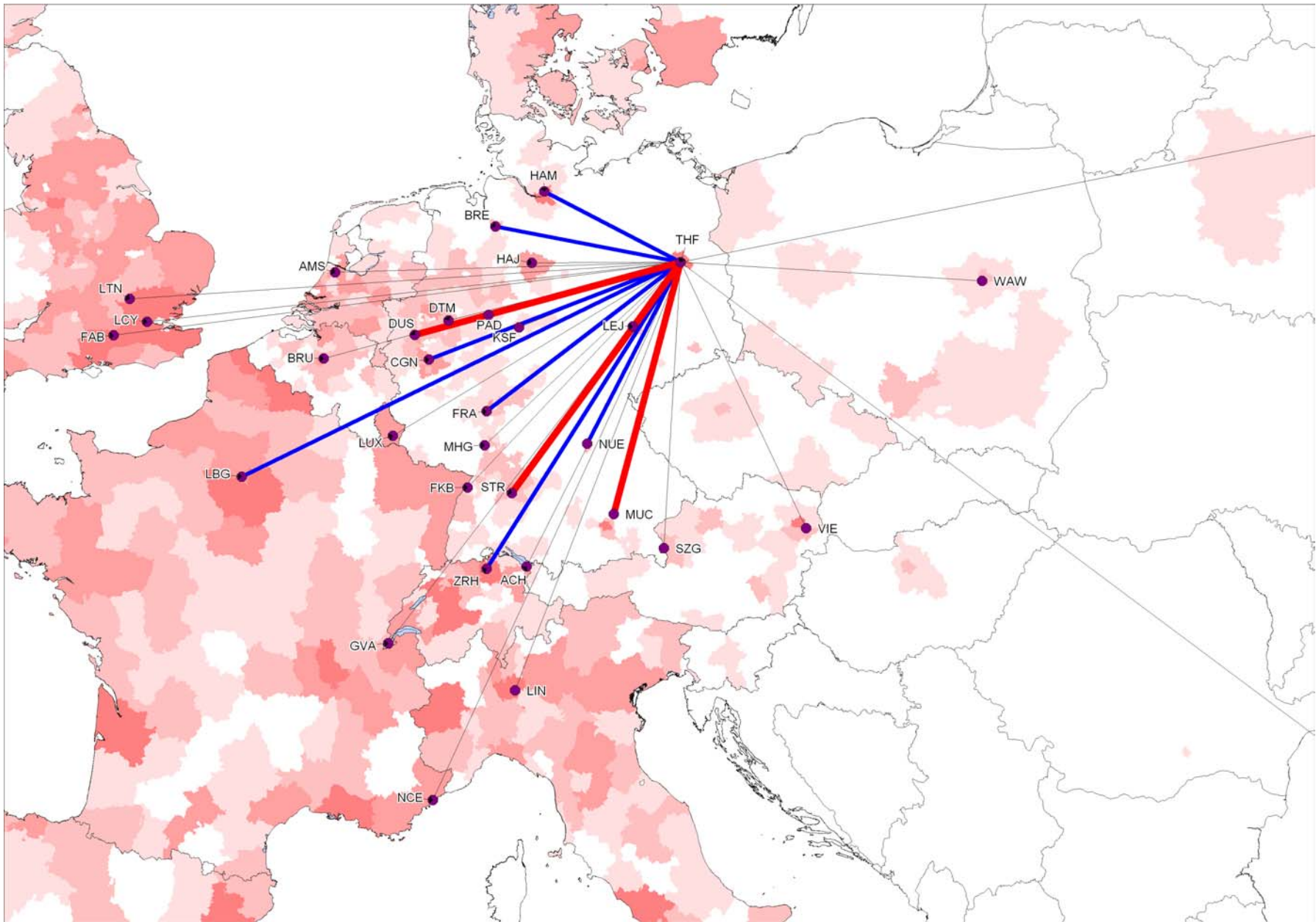
# The Case of Berlin

- ▶ Proportion Business Aviation at the three Airports of Berlin



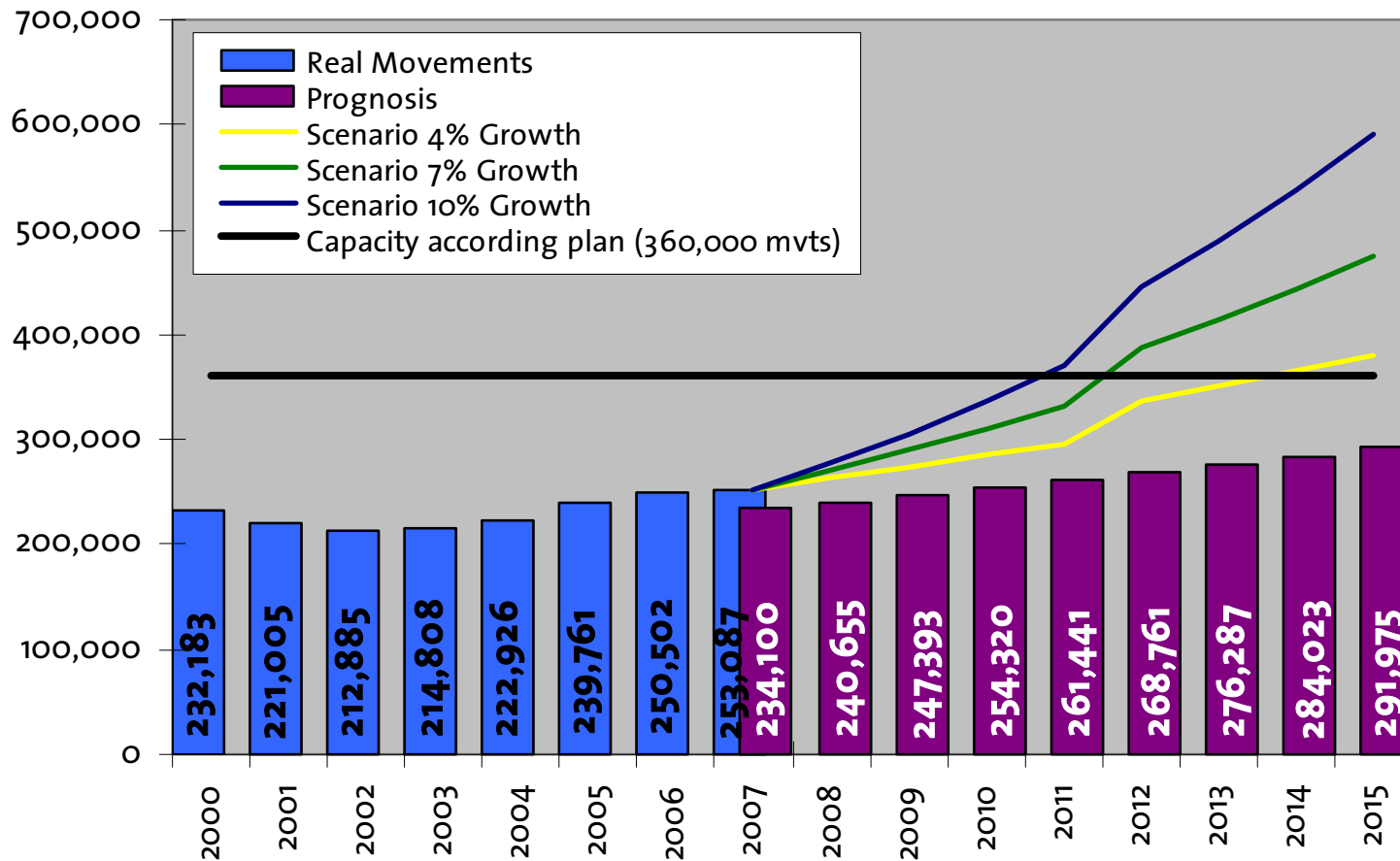
Source: Traffic Statistic Berlin Airports / own calculations





# The Case of Berlin

## ▷ Prognosis of flights movements for the BBI



Source: IHK

# The central thread

- ▷ The Business Aviation Market
- ▷ Demand on Business Aviation in Europe
- ▷ Business Aviation in Europe's Major Cities
- ▷ The Case of Berlin
- ▷ Conclusion



# Thank you for your attention!

Dipl.-Verk.wirtsch. Felicitas Sender

STRATA GmbH  
Hirschstraße 152  
76137 Karlsruhe

Tel.: 0700-2255 7872  
sender@strata-gmbh.de  
www.strata-gmbh.de



Gesellschaft für Daten- und Informationsmanagement mbH



# Business Aviation in Europe's Major Cities and the Case of Berlin

Dipl.-Verk.wirtsch. Felicitas Sender

GARS Workshop in St. Gallen, Switzerland  
„The Future Role of Business Jets in Air Transport“  
St. Gallen, 22nd August 2008

**STRATA**

Gesellschaft für Daten- und Informationsmanagement mbH